

# UNIVERSAL DRIVE MECHANISM FOR **SWING DOORS**



# THE ELEGANT SOLUTION FOR INTERIOR DOORS

## Convenient by design

Sleek design combined with clean lines creates just the right overall architectural impression. This streamlined drive mechanism is integrated at lintel height for discreet, concealed convenience.



### The slimline FD 10 drive mechanism

- For smooth and silent door movement
- Suitable for both light and heavyweight interior doors
- Supplied with "smart" functions, such as combined safety/opening elements, adjustable opening power and our Push & Go feature

# THE ROBUST SOLUTION FOR EXTERNAL DOORS

## Suitable for any situation

Used for large heavyweight doors or those exposed to strong winds. This universal drive mechanism provides smooth, unobstructed and hygienic access in any situation.



## The high-performance FD 20 drive mechanism

- With integrated protection designed to withstand winds of up to 80 km/h
- Supplied with a large range of functions, including reinforced closure and hold-open time – all designed to ensure smooth operation
- External elements and accessories are likewise electrically powered

# PROVEN PERFORMANCE IN THE EVENT OF FIRE

## Ready to cope with emergencies

The swing door drive unit closes your door, reliably and from any position, if a fire should occur. The closed door can be opened manually at any moment to provide a reliable escape route.



### The FD 20-F drive mechanism with fire shutter




- Spring-actuated closure in the event of a fire or power cut
- Provides a reliable emergency exit/rescue access route
- «Invers» power-down function for smoke and heat extraction
- Available with optional smoke detector

# SWING DOOR DRIVE UNITS

## THE RIGHT CHOICE

### Design and function

Gilgen swing door drive units are designed for high performance, maximum service life and extra-quiet operation. They are ideal for new installations and existing doors alike. They can operate both lightweight interior doors and heavyweight external doors, along with fire safety doors. They are certified to confirm compliance with the highest quality, safety and security standards.

	<b>FD 10</b> <b>Design</b> 	<b>FD 20</b> <b>High performance</b> 	<b>FD 20-F</b> <b>Fire prevention</b> 
<b>Max. door leaf weight</b>	150 kg	250 kg	250 kg
<b>Door sizes single-leaf</b>	730 – 1100mm	750 – 1600mm	EN 3 – 6 (850 – 1400mm)
<b>Door sizes two-leaf</b>	1460 – 2200mm	1500 – 3200mm	EN 3 – 6 (1700 – 2800mm)
<b>Max. opening angle</b>	105°	105°	105°
<b>Opening speed</b>	2,4...20 s adjustable (max. 40°/s)	2,4...20 s adjustable (max. 40°/s)	2,4...20 s adjustable (max. 40°/s)
<b>Closing speed</b>	2,4...20 s adjustable (max. 40°/s)	2,4...20 s adjustable (max. 40°/s)	2,4...20 s adjustable (max. 40°/s)
<b>Max. wind speeds</b>	-	80 km/h (320 Pa)*	80 km/h (320 Pa)*
<b>Approved according to standards</b>	EN 16005, DIN 18650	EN 16005, DIN 18650	EN 16005, DIN 18650, DIBt, CNPP, BS EN 1634-1, EN 1158, DIN 18263-4

\*Depending on door size and type of rod

**Head Office**  
**Gilgen Door Systems AG**  
Freiburgstrasse 34  
CH-3150 Schwarzenburg  
Tel. +41 (0)31 734 41 11

**Sales Switzerland**  
**Gilgen Door Systems AG**  
Untermattweg 22  
CH-3027 Bern  
Tel. 0848 80 44 88

**Gilgen Door Systems Germany GmbH**  
Hauptstraße 63  
DE-77815 Bühl  
Tel. +49 (0)7223 80 887 61

**Gilgen Door Systems Austria GmbH**  
Concorde Business Park 1 / E / 1 / 4  
AT-2320 Schwechat  
Tel. +43 17 06 58 66

**Gilgen Door Systems France S.à.r.l.**  
2-12, rue du chemin des Femmes  
Immeuble Odyssee - C  
FR-91300 Massy  
Tel. +33 1 70 84 90 45

**Gilgen Door Systems UK Limited**  
Securiparc House, Wimsey Way,  
GB-Alfreton, Derbyshire, DE55 4LS  
Tel. +44 800 316 6994

**Gilgen Door Systems Italy S.r.l.**  
Via della Fisica, 4  
IT-40068 San Lazzaro di Savena (BO)  
Tel. +39 051 70 49 45

Global sales partners can be found at  
[www.gilgendoorsystems.com/locations](http://www.gilgendoorsystems.com/locations)